

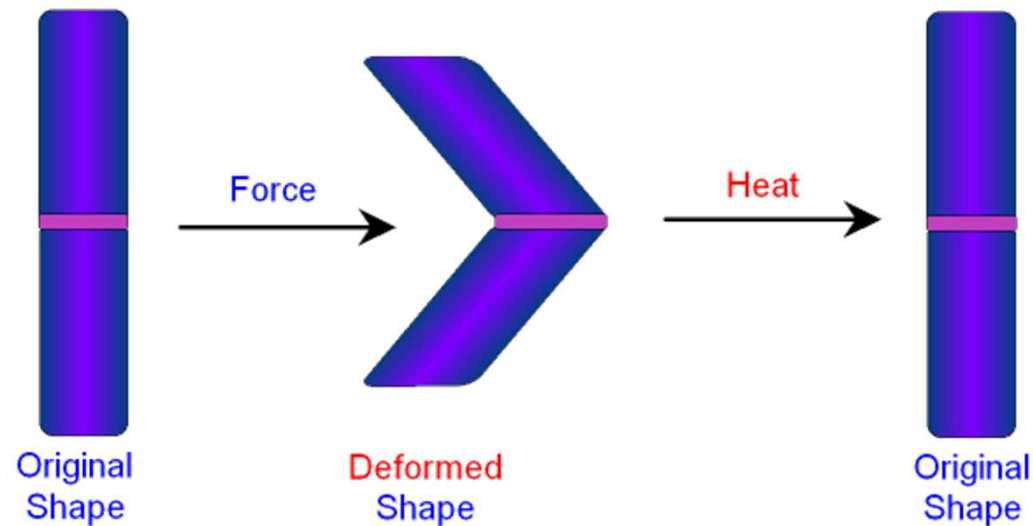
Shape Memory Alloys

Corso Materiali intelligenti e Biomimetici
04/05/2018

ludovica.cacopardo@ing.unipi.it

SMA_s

Shape Memory Alloys (SMAs) are a unique class of shape memory materials with the ability to **recover their shape when the temperature is increased**. An increase in temperature can result in shape recovery *even under high applied loads* therefore resulting in high actuation energy densities.



Active materials

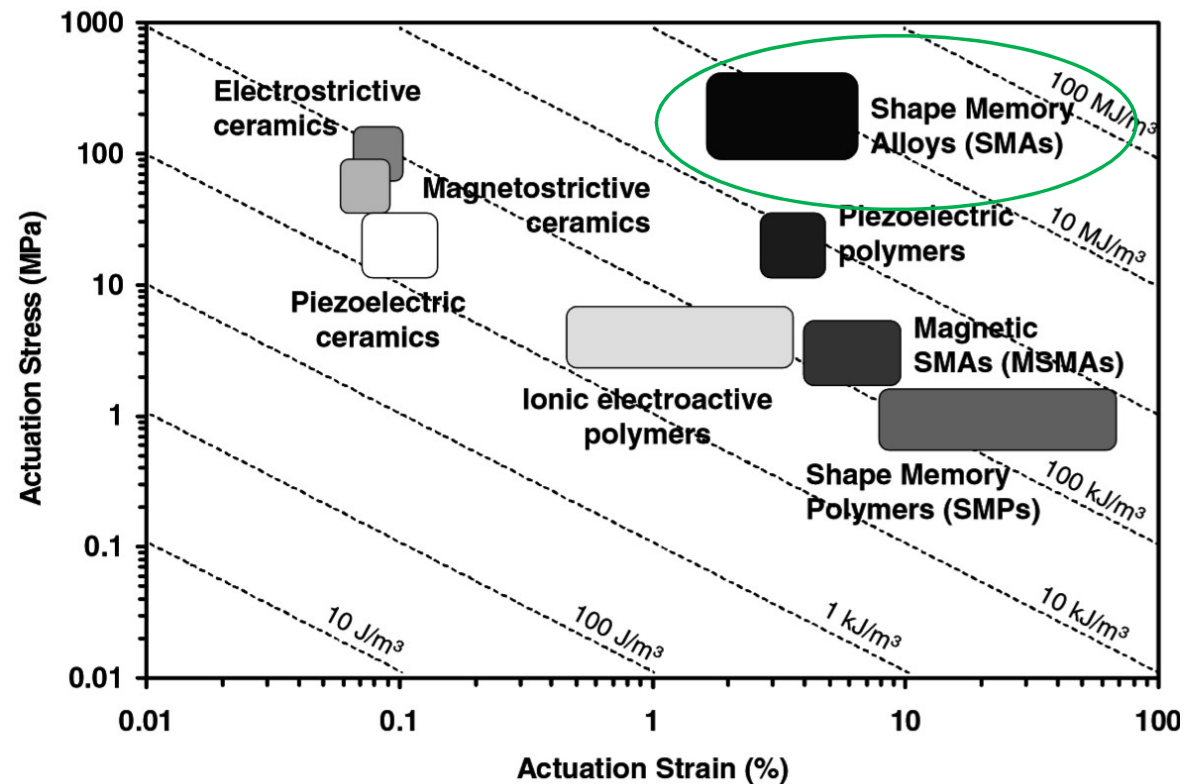
Active materials in general exhibit a **mechanical response when subjected to a non-mechanical stimulus** (e.g. thermal, electrical, magnetic)

- **Direct coupling:** piezoelectric, magneto-strictive materials and shape memory alloys.

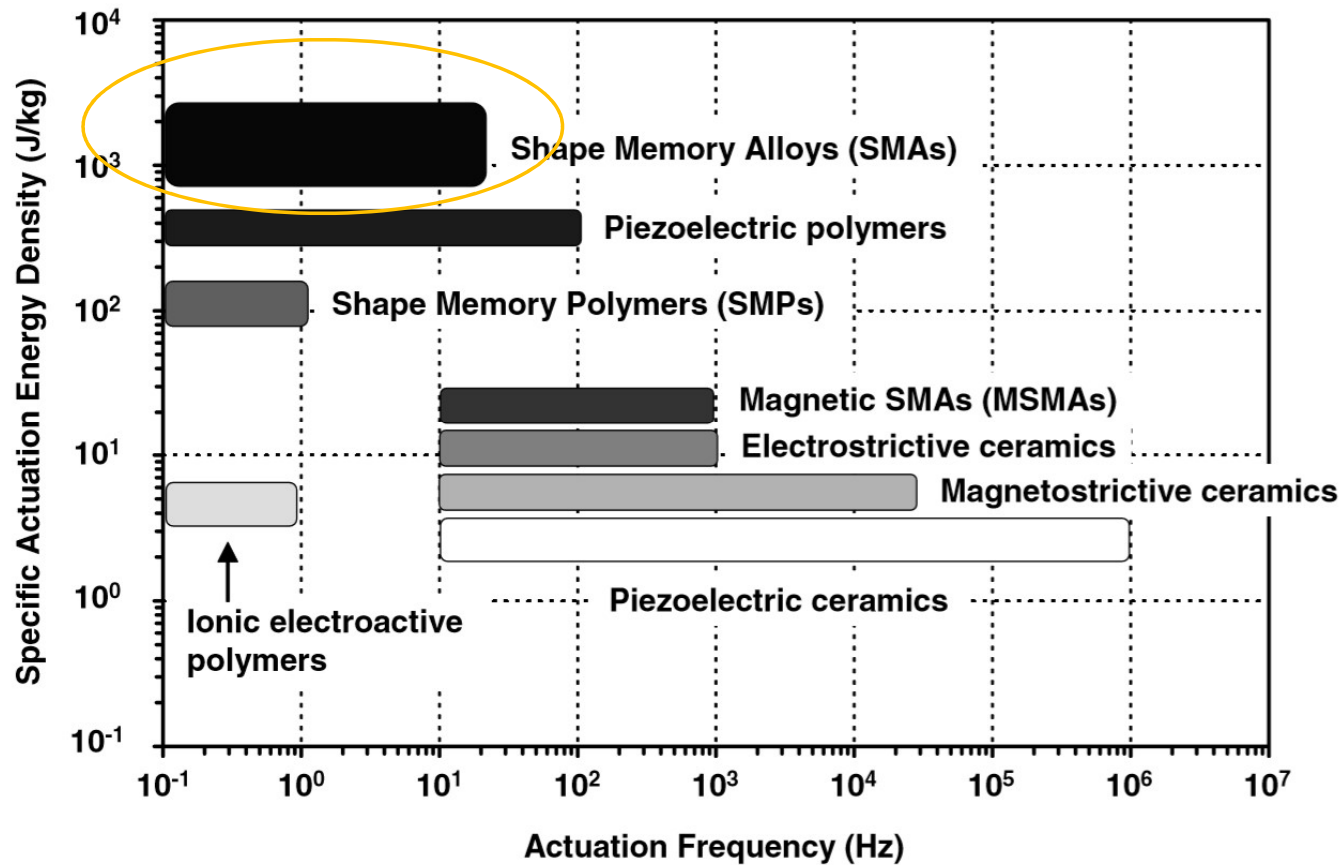
This implies that either the mechanical or the non-mechanical field can serve as an input while the other as the output

- **Indirect coupling:** magneto-rheological fluids (MRF).

A change in the magnetic field can indirectly couple with the mechanical behavior through a change in the viscosity of the fluid

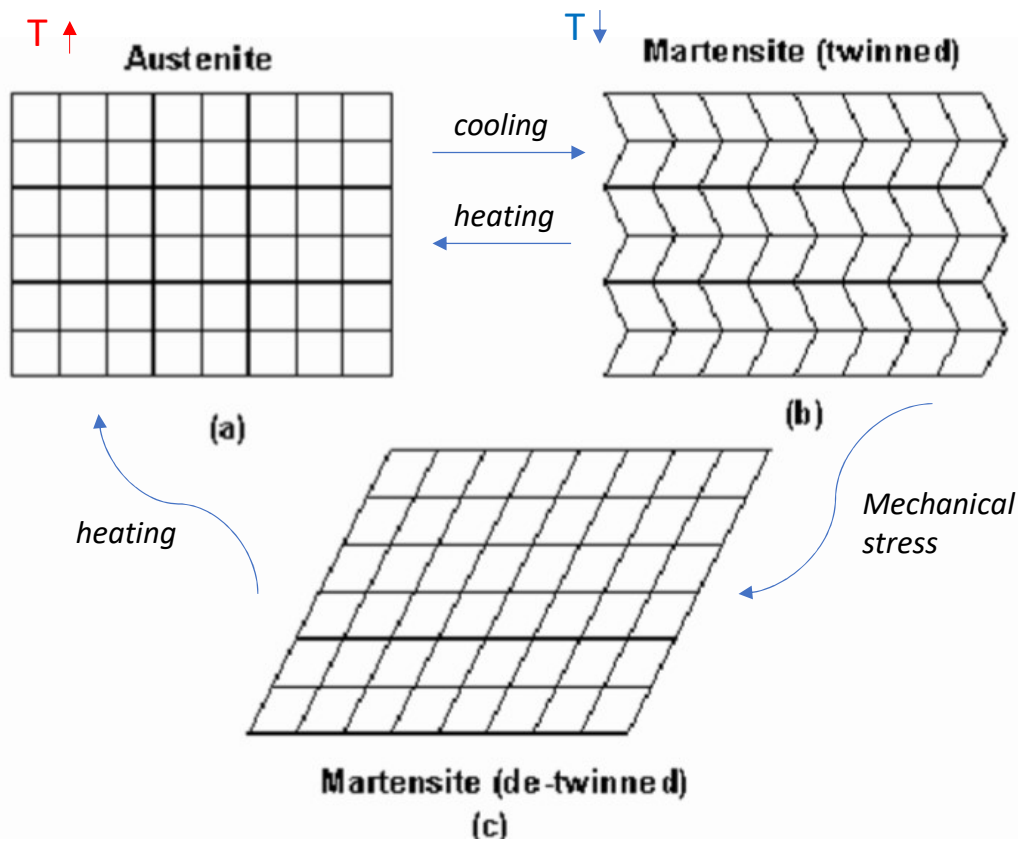


Active materials (2)



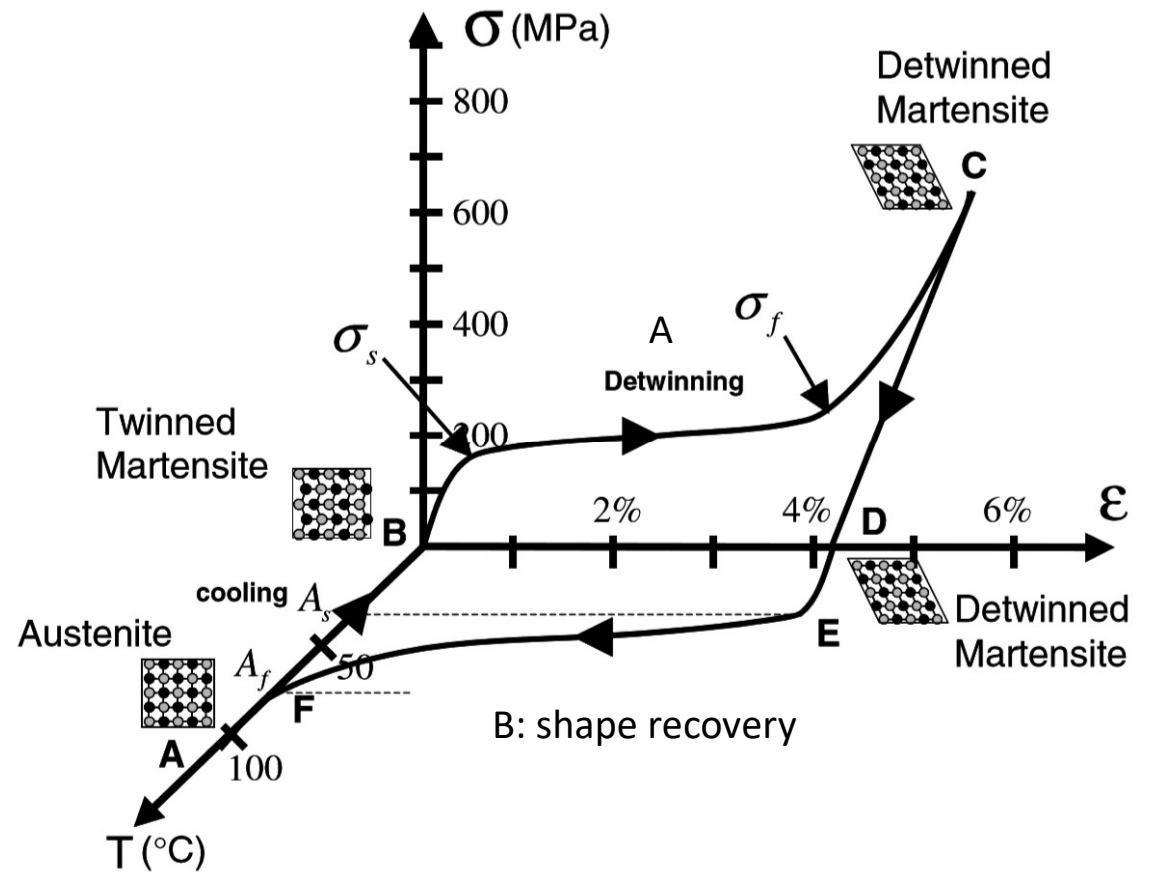
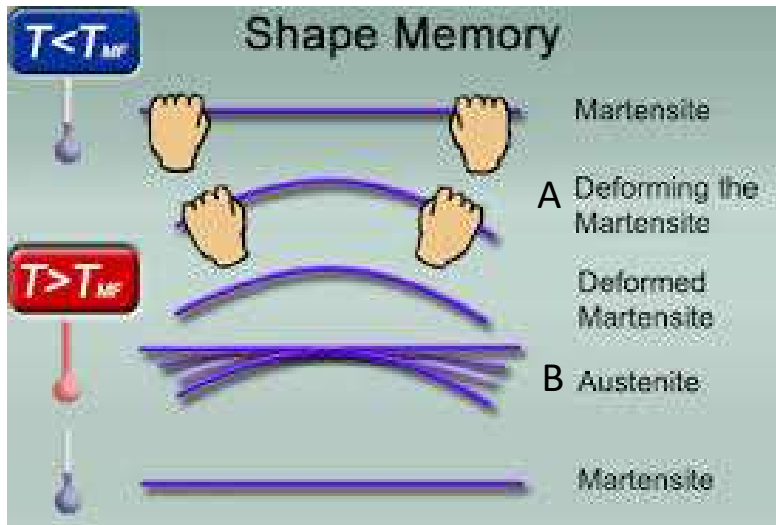
SMAs:
+ high actuation energy densities
- low frequency response

Crystalline structures

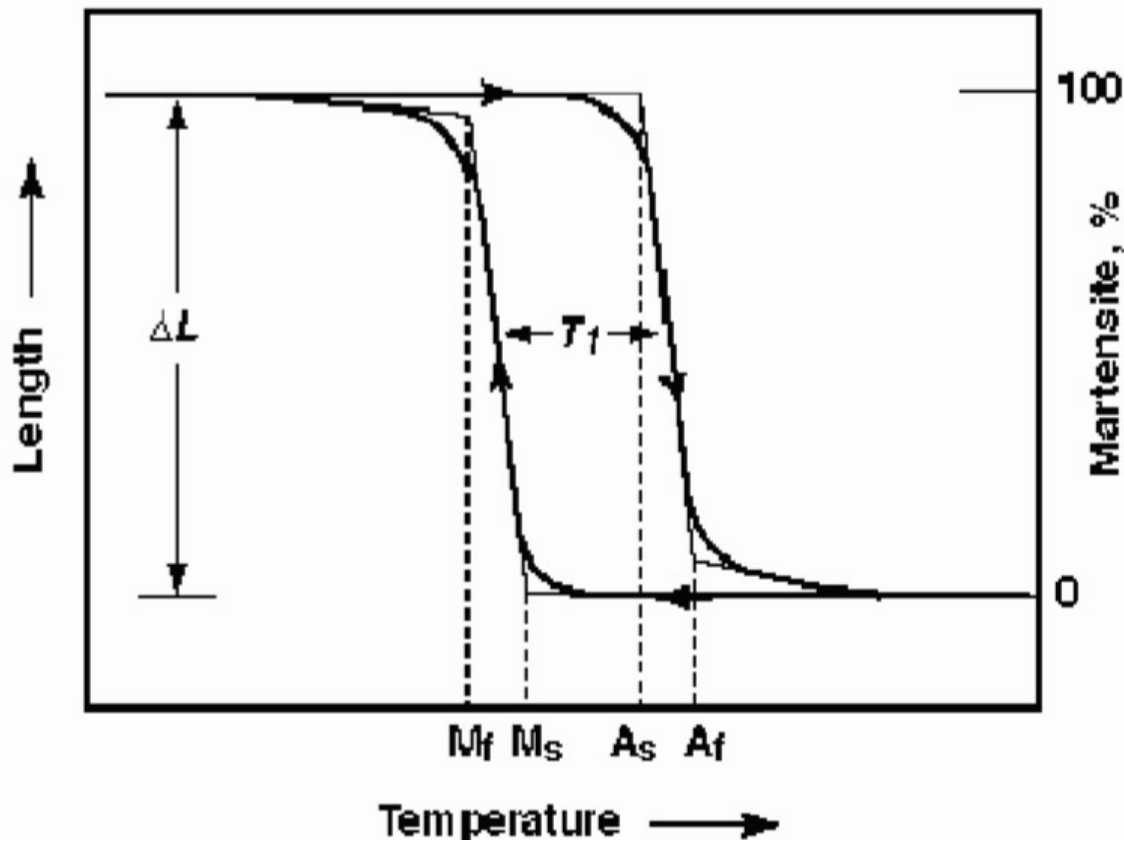


- In **austenite phase** ($T > T_a$), the crystalline structure of the material is cubic (a).
- When the alloy cools, it forms the **martensite phase** and collapses to a structure with a tetragonal crystalline structure (b).
- If an *external stress* is applied, the alloy will yield and deform to an **alternate state (Martensite de-twinned)** (c).
- Now, if the alloy is *heated again* above the transformation temperature, the austenite phase will be formed and the structure of the material *returns to the original "cubic" form (a), generating force/stress.*

The shape memory effect (SME)



The shape memory effect (2)



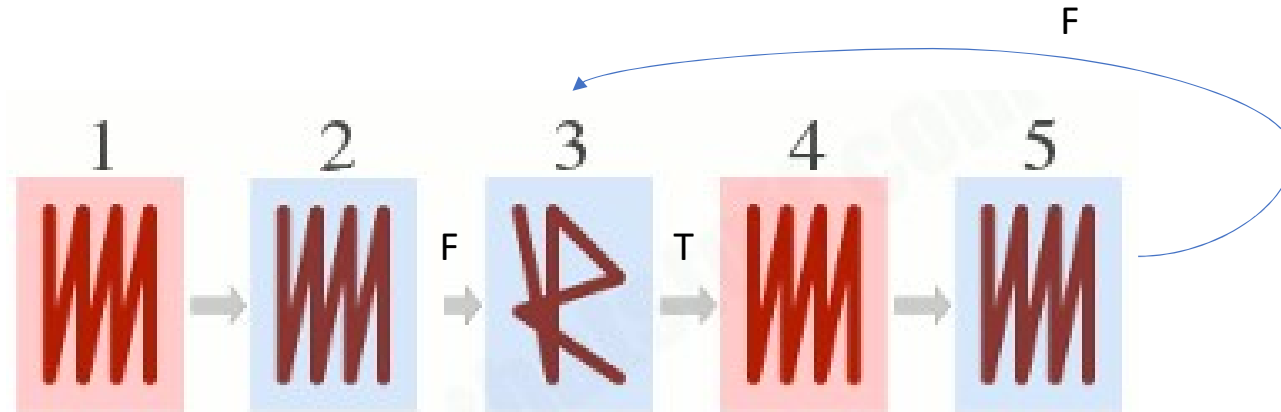
If a wire is in the **martensite form** below the transformation temperature, it can be **stretched** with an external stress (i.e. elongated dL).

if the wire is **heated to austenite phase**, it will generate **force/stress** and recover the original, shorter, shape.

Hysteresis and non-linear behavior: when heated, SMA follows the upper curve, while when the alloy cools, it follows the lower curve.

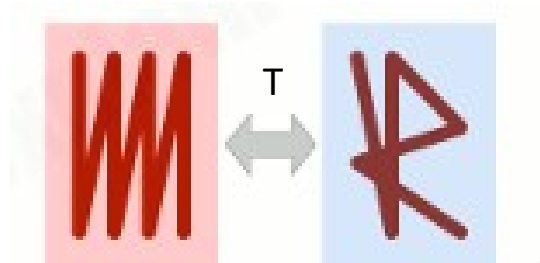
Internal frictions and structural defects form as consequence of the change in the SMA crystalline structure.

One way SME



- 1) We "**program**" a wire by *bending it into a specific shape at a high temperature*.
- 2) Once it's **cooled down**, we can **bend it into a different form**.
- 3) We can bend it into any number of other shapes.
- 4) If we *heat it above a critical temperature*, it automatically springs **back to its originally shape**.
- 5) If we cool it down, it stays in that shape.

Two way SME



The TW-SME consists in **repeatable shape changes under no applied mechanical load** when subjected to a **cyclic thermal load**.

It can be observed in a SMA material which has undergone repeated *thermomechanical cycling along a specific loading path (training)* that can induce changes in the microstructure, which causes macroscopically observable permanent changes in the material behavior.

However, there are *limitations* that reduce the usability of the two-way effect, such as **smaller strains (2 %)**, extremely low cooling transformation forces and **unknown long-term fatigue and stability**. Even slight overheating removes the SME in two-way devices.

Superelasticity (SE)

SMA also shows a superelastic behaviour if *deformed at a temperature which is slightly above their transformation temperatures.*

This effect is caused by the **stress-induced formation of martensite above its normal temperature.**

The martensite **reverts immediately to undeformed austenite as soon as the stress is removed.**

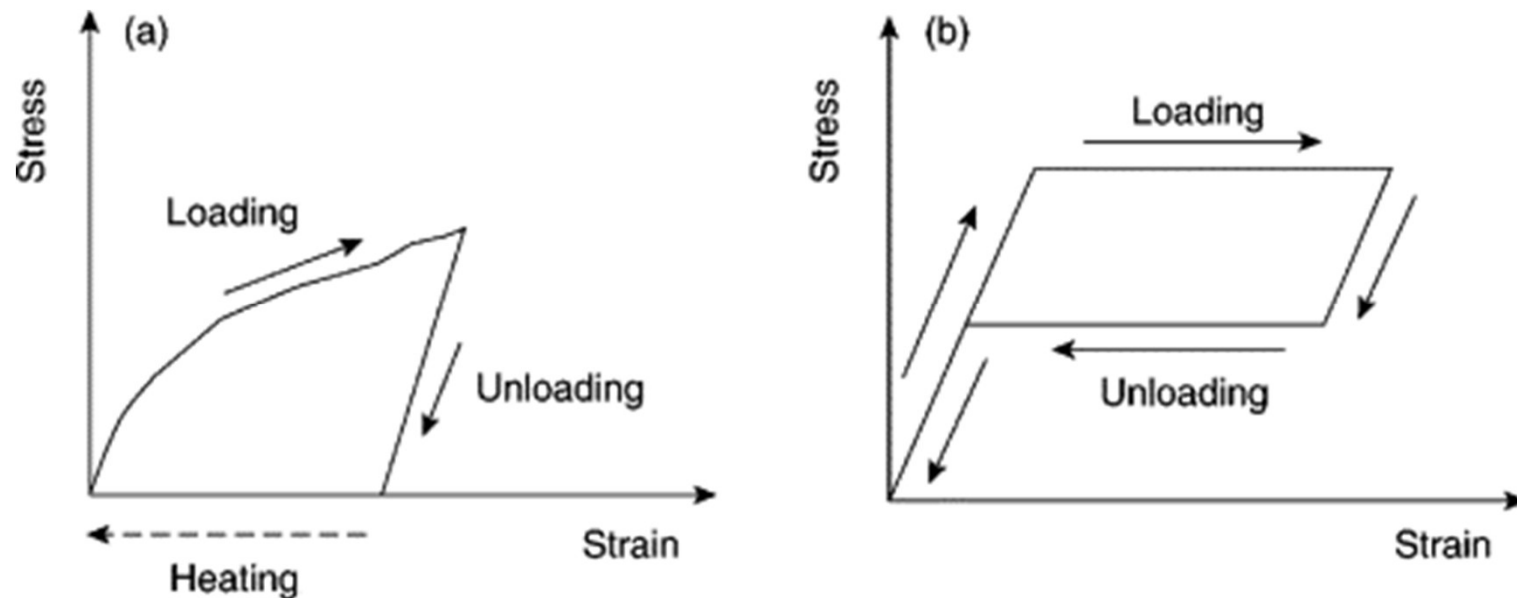
This process provides a very springy, "rubberlike" elasticity in these alloys.

However, the superelastic behaviour is not usable in actuators. As an example, the superelastic alloys are used in eyeglass frames.



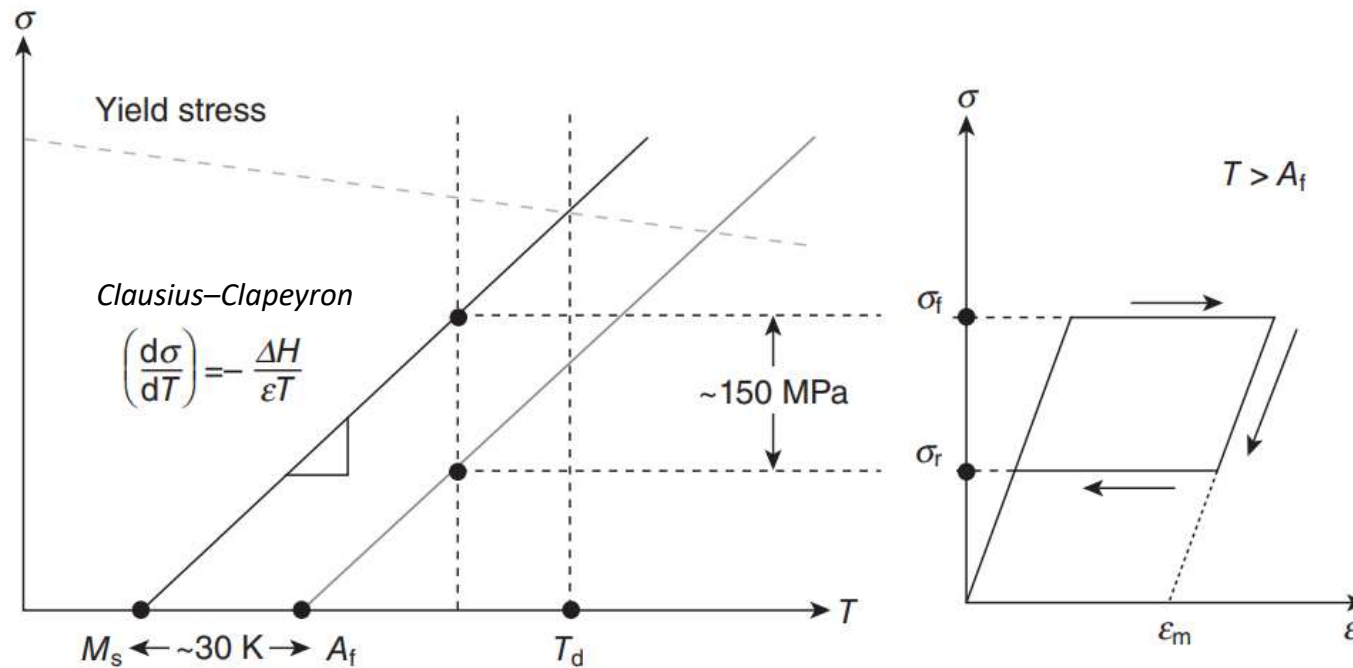
Figure 3: DuraFLEX eyeglasses.

Shape memory effect vs. Superelasticity



In **SME**, a previously deformed alloy can be made to **recover its original shape simply by heating** (a); while in **SE**, the alloy can be bent or **stretched to a great extent, but returns to its original shape once the load is released** (b)

Superelasticity (2)



1.9 Temperature dependence of transformation stress.


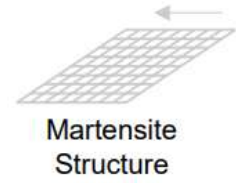
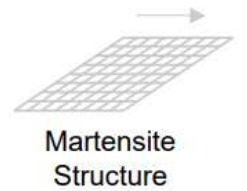
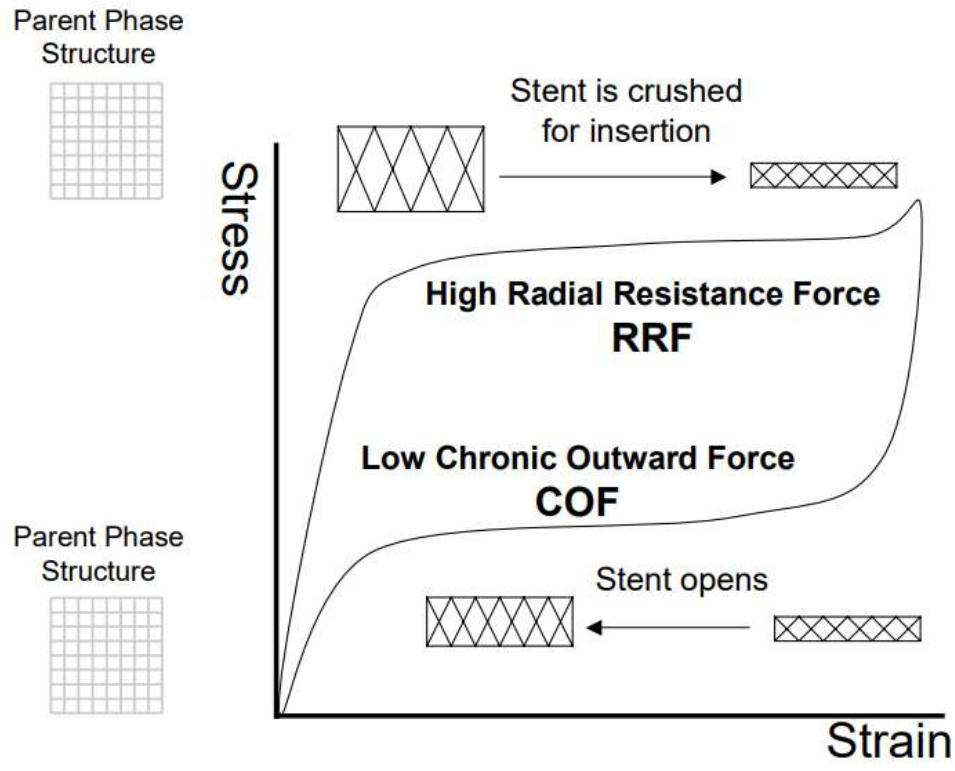
Note equilibrio termodinamico

$$\Delta G^{a/m} = \Delta H^{a/m} - T\Delta S^{a/m} - \sigma\varepsilon \quad \text{Per unità di volume}$$

$$\sigma = \frac{\Delta H^{a/m} - T\Delta S^{a/m}}{\varepsilon} \quad \text{All'equilibrio } (\Delta G = 0)$$

$$\frac{d\sigma}{dT} = -\frac{\Delta S^{a/m}}{\varepsilon} = -\frac{\Delta H^{a/m}}{\varepsilon T} \quad \text{Sostituendo } \Delta S = \Delta H/T$$

Application – example



Examples of Shape Memory Alloys

ITEM	Ni-Ti	Cu-Cu-Zn-Al	Cu-Al-Ni
Melting point (°C)	1250	1020	1050
Density (Kg/m ³)	6450	7900	7150
Electrical Resistivity ($\Omega \cdot m \cdot 10E-6$)	0.5-1.1	0.07-0.12	0.1-0.14
Thermal Conductivity, RT (W/m ² *K)	10-18	120	75
Thermal Expansion Coeff. (10E-6/K)	6.6-10	17	17
Specific Heat (J/Kg*K)	490	390	440
Transformation Enthalpy (J/Kg)	28,000	7,000	9,000
E-modulus (GPa)	95	70-100	80-100
UTS, mart. MPa)	800-1000	800-900	1000
Elongation at Fracture, mart. (%)	30-50	15	8-10
Fatigue Strength N=10E+6 (MPa)	350	270	350
Grain size (m*10E-6)	20-100	50-150	30-100
Transformation Temp. Range (°C.)	-100 to +110	-200 to +110	-150 to +200
Hysteresis (K)	30	15	20
→ Max one-way memory (%)	7	4	6
→ Normal two-way memory (%)	3.2	.8	1
Normal working Stress (MPa)	100-130	40	70
Normal number of thermal cycles	+100 000	+10 000	+5 000
Max. Overheating Temp. (°C)	400	150	300
Damping capacity (SDC %)	20	85	20
→ Corrosion Resistance	Excellent	Fair	Good
→ Biological Compatibility	Excellent	Bad	Bad

SMA actuators

As an actuator, the SMA element can only provide **force/displacement only in one direction**.

Thus, a **bias (return) mechanism** :

1. **gravity** is used as an example of a load force as a bias force. The load force has to be large enough at all times, otherwise the actuator remains in the austenite position, even if heating is deactivated.
2. **conventional spring** -> the net output force decreases, because the force of the bias mechanism opposes the force of the SMA element.
3. “an **antagonistic SMA**”. This provides output force to both directions, but the heating and cooling of opposing elements must be arranged properly. For example, if the elements are very close to each other, the heat transfer between elements can generate undesired forces.

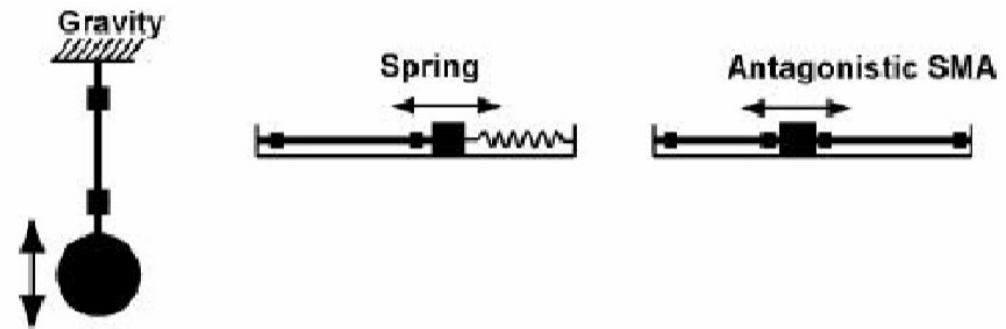
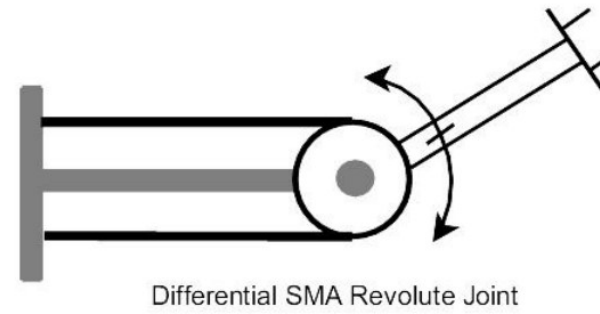
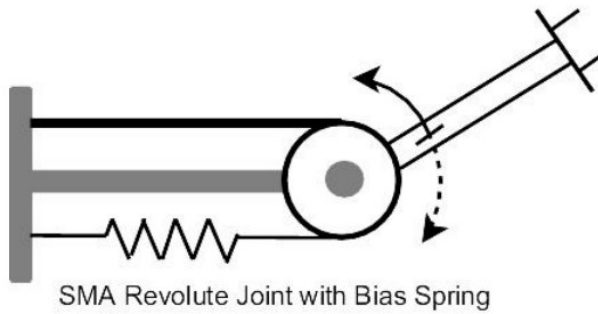
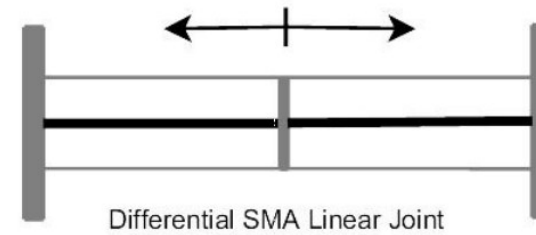
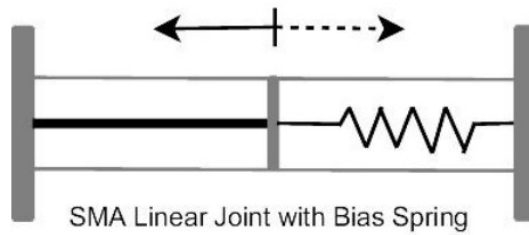
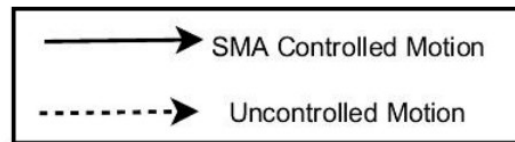


Figure 4: Bias mechanisms in SMA actuators.

SMA Actuators (2)

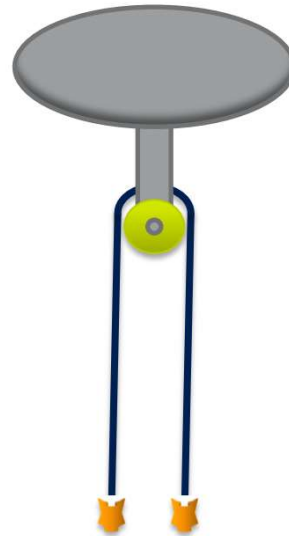


Advantages of SMA in linear actuators

Traditional Approach



SMA Approach



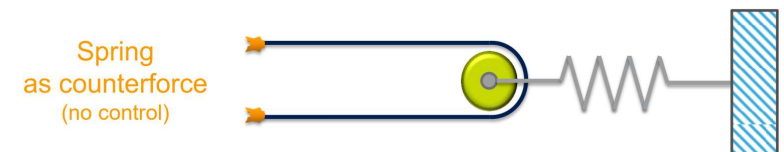
Pro:

- The movement is really linear
- The system is silent
- The SMA wire does not occupy space

Con:

- One direction with one wire (a counter force is needed)

SMA-wire diameter [μm]	Max Force [N]	Max Stroke	Suggesting operating Force [N]	Suggested operating Stroke
25	0.3	5%	0.1	<3,5%
50	1.2		0.3	
100	4.7		1.3	
150	6.2		2.7	



SMA Actuators - Driving

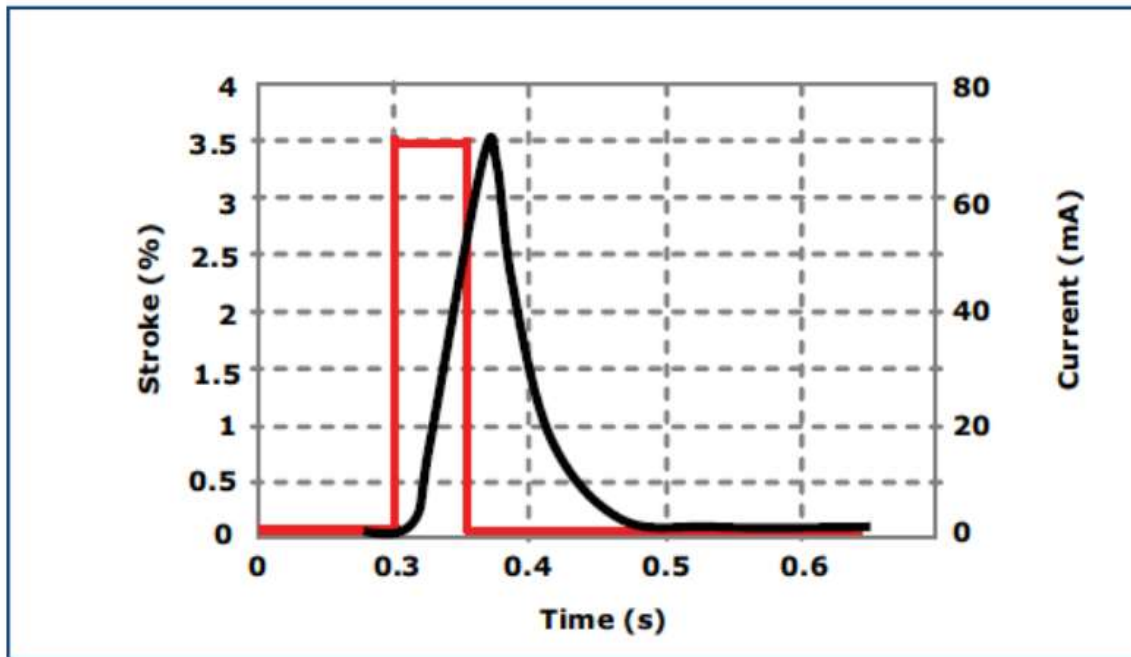
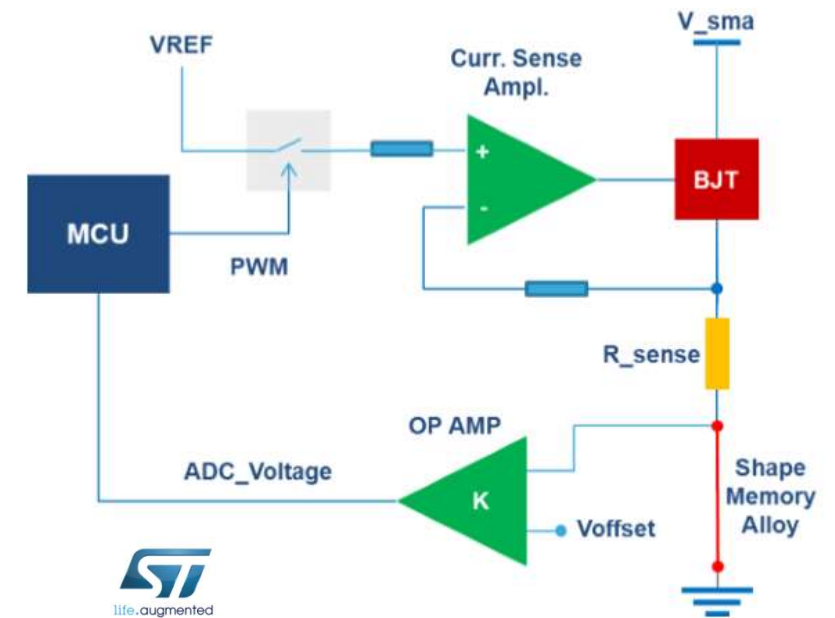


Figure 2. Stroke vs. Time [1st cycle, L=100mm, T=25°C, Max Curr.=70mA, Max Stress= 170 MPa] (Courtesy of SAES Getters)



SMA Actuators – Feedback signal

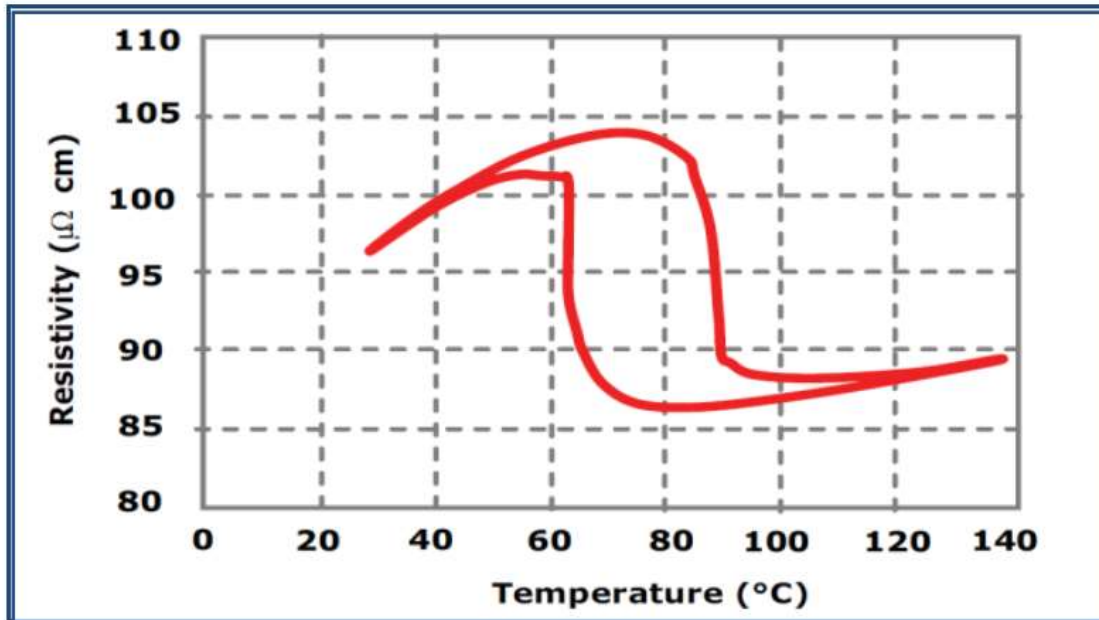


Figure 1. Resistivity of the material changes during martensitic transformation showing the hysteresis curve behavior. (Courtesy of SAES Getters)

The **electrical resistance of the material** changes during the cooling process of the martensitic transformation, and during the heating process on the reverse transformation.

This characteristic is fundamental for implementing a new actuator family where the **position feedback is directly retrieved by the SMA resistance values.**